



INSTRUCTIONS FOR ONLINE GIVING

Step One:

Visit our website at www.dwchurch.org and click on the "Give" tab in the top menu of the website.

Step Two:

Click on the "Click Here to Give Online" button.

The screenshot shows the homepage of the DOVE Westgate Church website. At the top, the church's logo is on the left, and a navigation menu is on the right. The 'GIVE' tab in the menu is highlighted with a red arrow. Below the menu, a large banner reads 'Giving at DOVE Westgate Church' with a red arrow pointing to a prominent orange button that says 'CLICK HERE TO GIVE ONLINE'. Below this banner is a paragraph of text about giving. Further down, a section titled 'WAYS TO GIVE' lists four methods: Giving Online, Give In-Service, Give By Mail, and Text to Give, each with a corresponding icon and a brief description.

DOVE WESTGATE CHURCH
Connecting Ordinary People with an Extraordinary God

[Click Here to View Our LiveStream!](#) | Sundays: 9:30AM





ABOUT MINISTRIES EVENTS MEDIA **GIVE** CONTACT

Giving at DOVE Westgate Church

CLICK HERE TO GIVE ONLINE

God influences the world through his people. He gives to us so He can give through us. The Bible tells us that everything we have is a gift from God (1 Chronicles 29:14). As you give both faithfully and willingly, the world is changed for the glory of God: the gospel is preached, lives are touched, people are fed, bodies are healed, churches are built; and you, in turn, are blessed by God so that you can give again.

WAYS TO GIVE

-  **Giving Online** is an easy and secure process. Click the link above to create a new account or login to your account. [Click here](#) to view a brief overview on setting up an account. For step-by-step detailed instructions, click here.
-  **Give In-Service.** You can give by cash or check during our Sunday morning service. Checks can be made payable to "DOVE Westgate Church." If you would like to receive offering envelopes, [click here](#).
-  **Give By Mail.** You are welcome to mail in your contribution. Checks can be made payable to "DOVE Westgate Church" and sent to: DOVE Westgate Church | 1755 W. Main Street | Ephrata, PA 17522
-  **Text to Give.** Text your donation from your smartphone to 84321 using your text message app. [Click here](#) to view instructions for text to give.

Step Three:

Enter the amount you'd like to give. You can also choose which fund you want your donation to go towards by clicking on the drop-down menu.

You can also give a one-time donation or set-up recurring giving.

Step Four:

Enter your email address and click, "Continue."

The screenshot shows the 'Give' page of the Dove Westgate Church website. At the top is the church's logo and a user profile icon. The form is divided into three main sections: 'Give', 'Frequency', and 'Email'. In the 'Give' section, there is a text input for the amount (currently '\$5') and a dropdown menu for the fund (currently 'Tithes & Offerings'). A red arrow points to the dropdown menu with the text 'ACCESS ADDITIONAL FUND OPTIONS HERE'. Below the dropdown is a '+ Add donation' button. In the 'Frequency' section, there is a dropdown menu for the frequency (currently 'One time'). A red arrow points to this dropdown with the text 'SELECT ONE-TIME OR RECURRING GIVING HERE'. In the 'Email' section, there is a text input for the email address (currently 'info@dwchurch.org'). A red arrow points to this input. At the bottom right is a blue 'Continue' button, with a red arrow pointing to it.

DOVE WESTGATE CHURCH

Give

\$5

Tithes & Offerings

Tithes & Offerings

+ Add donation

Frequency

One time

Email

info@dwchurch.org

Continue

ACCESS ADDITIONAL FUND OPTIONS HERE


SELECT ONE-TIME OR RECURRING GIVING HERE


Step Five:

Select your payment method. Either add your bank account information OR add a debit/credit card.

Step Six:

Follow the instructions for whichever option you choose.

 DOVE
WESTGATE CHURCH



Give

Tithes & Offerings


Tithes & Offerings

+ Add donation

Frequency


One time


My information

 Mr. & Mrs. Westgate
info@dwchurch.org

Select payment method

Log in to access saved cards & bank accounts

 Add bank account

 Add debit/credit card

Payment information is TLS encrypted and stored at [Stripe](#) - a Level 1 PCI compliant payment processor. Bank verification powered by [Plaid](#).

Step Seven-A:



If you chose to use a debit/credit card, enter your number, along with expiration date and CVC number on the back of your card.

Step Seven-B:

If you chose to connect your bank account, follow the instructions.

Step Eight:

Click button to give your donation.



Give

Tithes & Offerings


Tithes & Offerings

+ Add donation

Frequency


One time

My information




Mr. & Mrs. Westgate
info@dwchurch.org

Select payment method

Add debit/credit card

< Cancel



1234 1234 1234 1234

MM / YY CVC

☐ Save this payment method

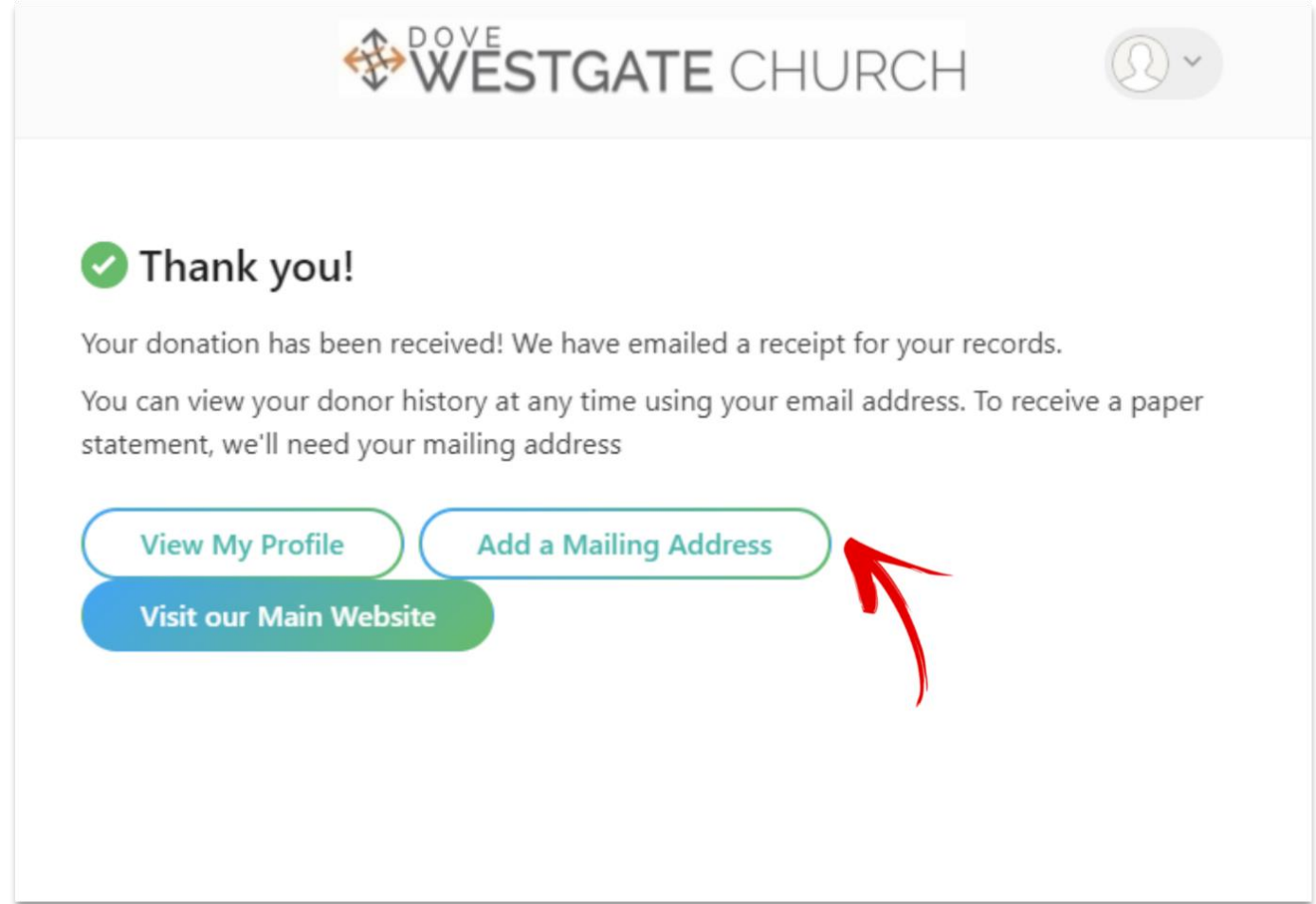
Give \$5 now

Payment information is TLS encrypted and stored at [Stripe](#) - a Level 1 PCI compliant payment processor. Bank verification powered by [Plaid](#).

Step Nine:


Once you have donated, you will receive a confirmation of your donation and a receipt will be emailed to you.

To complete the set-up process and create your account, you can click on “*View My Profile*” OR “*Add a Mailing Address.*”



Step Ten:

The next time you would like to make a donation, or to access your account to update your profile or view your giving history, simply go to the giving page on our website, click the “*Click Here to Give Online*” button and click on the icon on the top right of the screen to login to your account.



The screenshot shows the top navigation bar of the Dove Westgate Church website. The logo, featuring a stylized dove and the text "DOVE WESTGATE CHURCH", is on the left. On the right, there is a user profile icon (a person silhouette) with a dropdown arrow, and a "Log in" button. A red arrow points from the "Log in" button towards the profile icon. Below the navigation bar, the "Give" section contains a text input field with "\$0", a dropdown menu set to "Tithes & Offerings", and a "+ Add donation" button. The "Frequency" section has a dropdown menu set to "One time". The "Email" section has a text input field with the placeholder "name@domain.com". A large green "Continue" button is at the bottom.

DOVE WESTGATE CHURCH

Log in

Give

\$0 Tithes & Offerings

Tithes & Offerings

+ Add donation

Frequency

One time

Email

name@domain.com

Continue

We hope these instructions help make this process as easy for you as possible.

If you have any further questions regarding online giving, please send us an email at info@dwchurch.org or call us at 717.721.3775. We are happy to help!

